

Minutes
August 3, 2021

Commissioners Present: Timothy Bechtol, Michael Pepple, and William Bateson

Also Present: Sarah Mutchler, Lucinda Land, Philip Johnson, Adam Witteman, MaryAnn LaRoche, and Lou Wilin.

Commissioner Bechtol opened the meeting at 9:30 a.m. in the Commissioners' 1st floor conference room. The Pledge of Allegiance was recited. The minutes from the July 29, 2021 meeting were read with William Bateson making the motion to approve, Michael Pepple seconded. Motion passed 3-0.

The Clerk presented the following resolutions for consideration:

Resolution #503-21 – Authorizing payment of the listed and/or attached purchase orders. William Bateson made the motion to approve, Michael Pepple seconded. Motion passed 3-0.

Resolution #504-21 – Transfer of funds within the appropriation-CTCL Grant. William Bateson made the motion to approve, Michael Pepple seconded. Motion passed 3-0.

Resolution #505-21 – Additional appropriation within the Auditor's certification-Commissioners to appropriate to Secret Service. William Bateson made the motion to approve, Michael Pepple seconded. Motion passed 3-0.

Resolution #506-21 – Additional appropriation within the Auditor's certification-Commissioners to appropriate to Targeted Community Alternatives to Prison. William Bateson made the motion to approve, Michael Pepple seconded. Motion passed 3-0.

Resolution #507-21 – Transfer of funds from Job & Family-General Office to Children Services. William Bateson made the motion to approve, Michael Pepple seconded. Motion passed 3-0.

Resolution #508-21 – Hancock County Commissioners approval of the below listed nominees to the LEPC Board. William Bateson made the motion to approve, Michael Pepple seconded. Motion passed 3-0.

Resolution #509-21 – Transfer of funds within the appropriation-Developmental Disability. William Bateson made the motion to approve, Michael Pepple seconded. Motion passed 3-0.

The Commissioners signed the Explosive Gas Monitoring Report for the Sanitary Landfill and the Fund Report for July 2021. They approved a travel request from JFS.

Lucinda Land presented the following resolution for consideration:

Resolution #510-21 – Authorizing the designation agreement between the Board of Hancock County Commissioners in their capacity as the Board of Directors of the Hancock County Solid Waste Management District on behalf of the Hancock County Sanitary Landfill and the Wood County Solid Waste Management District. This is a renewal. William Bateson made the motion to approve, Michael Pepple seconded. Motion passed 3-0.

Philip Johnson presented the following resolution for consideration:

Resolution #511-21 – Authorizing payment of relocation costs related to the relocation of businesses from property located at 301 East Main Cross Street, arising from the MLK Parkway Project. This will be a reimbursement for moving expenses in the amount of \$40,000. William Bateson made the motion to approve, Michael Pepple seconded. Motion passed 3-0.

Adam Witteman had nothing to report.

Meetings/Reports

William Bateson attended the Family First Council meeting and Fresh Brewed Business. He also wanted to pass along congratulations to the new University of Findlay track coach and condolences to the family of State Trooper Ulinski.

Michael Pepple had nothing to report.

Timothy Bechtol participated in training for the Community Action Commission board. He also went to Hardin County to view some of their solar farms. He observed some buzzing and tall weeds. He also brought attention to a solar farm program scheduled for August 10 put on by Hancock Park District. He also passed condolences to the family of Tim Black, a friend from Fort Findlay Playhouse.

At 10:30 a.m. the Commissioners met with Randall Galbraith for an update from JFS. Sarah Mutchler was also present.

Randall presented the attached agenda. He also mentioned the Workforce Development for kids 14-24 is running very well. They have almost met their goal for participation. Randall requested an executive session to discuss potential litigation and personnel relating to discipline. Tim gave an update on the roof project. Gallagher Bassett asked for clarification on some items from the Structural Engineer. They now have the clarification in hand and will be reviewing the information. The Commissioners will need to contact contractors regarding possible estimates for the repair.


At 10:49 a.m. Timothy Bechtol made the motion to enter into executive session to discuss potential litigation and personnel relating to discipline. Michael Pepple seconded. A roll call vote resulted as follows: Timothy Bechtol, yes; Michael Pepple, yes; William Bateson, yes. At 11:17 a.m. Timothy Bechtol made the motion to come out of executive session having discussed potential litigation and personnel relating to discipline, Michael Pepple seconded. Motion passed 3-0.

At 1:30 p.m. the Commissioners met with Brian Young, a representative of Charter Communications. Sarah Mutchler and Adam Witteman were also present.

Brian brought to the Commissioners attention an opportunity for grant money to expand fiber to underserved residents of the county through the NTIA (National Telecommunications and Information Administration). A partnership with the local government is required for the grant. The project is for the Northwestern part of Hancock County. Charter Communications will be putting the application together and sending it to Hancock County next week for review. The

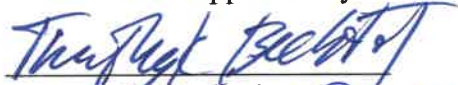
deadline to submit the application is August 17. The money will come to Hancock County but will be specified for the fiber expansion project through Charter Communications. William Bateson requested the resolution authorizing the grant submittal would include a not to exceed amount so that the County is not required to match any funds. Brian stated he is not aware of any other companies applying for the grant dollars in Ohio so he is hopeful for the project.

Respectfully submitted,



Sarah Mutchler
Sarah Mutchler, Clerk

Reviewed and approved by:



Timothy K. Bechtol
Timothy K. Bechtol



Michael W. Pepple
Michael W. Pepple



William L. Bateson
William L. Bateson



Randall L. Galbraith, Esq., Director

Commissioner's Report – August 3rd, 2021

1) FOC Referrals

- 6 referrals in June
- Numbers not in for July

2) Children in CPSU Custody

- 4 children left CPSU custody in July
- Total children in custody at end of July was 86


3) Costs to CPSU from FFPSA

- \$300,000.00+ estimate if no kids are eligible for QTRP

4) Placement Costs

Balance Brought Forward (end of December 2020 placements)	212,185.22
2021 YTD Foster Care Placement	971,519.15
YTD Shared Placement Costs	88,139.75
ADAMHS and Juvenile Court Share	(58,759.85)
SCPA used for shared	(29,379.90)
Title XX used for shared (first six months only)	-
YTD Adoption (county share)	33,662.03
IV-E Reimbursement for Placements	(404,401.20)
Title XX Reimbursements for Placements	(41,821.29)
SS & Child Support	(53,518.73)
MSY Reimbursement (March)	(58,746.69)
MSY Reimbursement	(58,595.31)
Levy funds received	(967,767.36)
County Share Paid 2021	-
Balance	(367,484.18)

Providing Help Today and Building Hope for Tomorrow



Hancock County
Job & Family Services

Children's Protective Services Unit
Date of Report: August 2, 2021

Total Number of reports Received:	
May	139
June	101
July	99
<i>2021 Total</i>	924
Screened In/Out	
May	IN=63, OUT=76
June	IN=42, OUT=59
July	IN=26, OUT=73
<i>2021 Total</i>	IN=313, OUT=611
Breakdown of case Type Screened In:	
	TR/AR/FINS
May:	TR=40, AR=21, FINS=2
June:	TR=27, AR=11, FINS=4
July:	TR=8, AR=15, FINS=3
<i>2021 Total:</i>	TR=167, AR=116, FINS=30
Total Number of Kids in Care at months end	
May	87
June	89
July	86
Breakdown of <u>Current</u> Placements (86)	
Family Foster Homes	45
Kinship Placement	26
Group Home	12
Residential	1
DYS	1
AWOL	1
Total number of Children Entering Care/Exiting Care	
May:	Enter=9, Exit=8
June:	Enter=8, Exit=6
July:	Enter=1, Exit=4
<i>2021:</i>	Enter=46, Exit=59

July - December Summary by Agency

County Agency	July - December 2020 Reimbursement Residential	July - December 2020 Reimbursement GH's	Total Reimbursement	Doubled for a Year	Lost Revenue at 0% QTR	Lost Revenue at 25% QTR	Lost Revenue at 50% QTR	Lost Revenue at 75% QTR
Adams County Children Services Board	\$ 258,976.51	\$ 33,594.28	\$ 292,570.79	\$ 585,141.58	\$ 438,856.19	\$ 329,142.14	\$ 219,428.09	\$ 109,714.05
Allen County Children Services	\$ 52,584.19	\$ 223,176.66	\$ 275,760.85	\$ 551,521.70	\$ 413,641.28	\$ 310,230.96	\$ 206,820.64	\$ 103,410.32
Ashland County Department of Job and Family Services	\$ 48,048.50	\$ 27,440.66	\$ 75,489.16	\$ 150,978.32	\$ 113,233.74	\$ 84,925.31	\$ 56,616.87	\$ 28,308.44
Ashabula County Children Services Board	\$ 328,998.42	\$ 30,288.16	\$ 359,286.58	\$ 718,573.16	\$ 538,929.87	\$ 404,197.40	\$ 269,464.94	\$ 134,732.47
Athens County Children Services Board	\$ 105,901.16	\$ 120,564.45	\$ 226,465.61	\$ 452,931.22	\$ 339,698.22	\$ 254,773.81	\$ 169,849.21	\$ 84,924.60
Auglaize County Department of Job and Family Services	\$ -	\$ 9,775.86	\$ 9,775.86	\$ 19,551.72	\$ 14,663.79	\$ 10,997.84	\$ 7,331.90	\$ 3,665.95
Belmont County Department of Job and Family Services	\$ 90,108.30	\$ -	\$ 90,108.30	\$ 180,216.60	\$ 135,162.45	\$ 101,371.84	\$ 67,581.23	\$ 33,790.61
Brown County Department of Job and Family Services	\$ 170,550.01	\$ 13,942.20	\$ 184,492.21	\$ 368,984.42	\$ 279,130.30	\$ 209,340.22	\$ 139,563.48	\$ 69,781.74
Butler County Department of Job and Family Services	\$ 21,662.05	\$ 23,375.79	\$ 45,037.84	\$ 90,075.68	\$ 67,556.76	\$ 50,667.57	\$ 33,778.38	\$ 16,889.19
Carroll County Department of Job and Family Services	\$ 22,136.28	\$ -	\$ 22,136.28	\$ 44,272.56	\$ 33,204.42	\$ 24,903.32	\$ 16,602.21	\$ 8,301.11
Champaign County Department of Job and Family Services	\$ 101,748.84	\$ 21,228.86	\$ 122,977.70	\$ 245,955.40	\$ 184,466.55	\$ 138,349.91	\$ 92,233.28	\$ 46,116.64
Clark County Department of Job and Family Services	\$ 298,153.44	\$ 75,482.70	\$ 373,636.14	\$ 747,272.28	\$ 560,454.21	\$ 420,340.66	\$ 280,227.11	\$ 140,113.55
Clermont County Department of Job and Family Services	\$ 40,908.44	\$ 70,892.07	\$ 111,800.51	\$ 223,601.02	\$ 167,900.77	\$ 125,775.57	\$ 83,850.38	\$ 41,925.19
Columbiana County Department of Job and Family Services	\$ 137,446.71	\$ 152,507.23	\$ 289,953.94	\$ 579,907.88	\$ 434,930.91	\$ 326,198.18	\$ 217,465.46	\$ 108,732.73
Coshocton County Job & Family Services	\$ 250,408.94	\$ 22,989.26	\$ 273,408.20	\$ 546,816.40	\$ 410,112.30	\$ 307,584.23	\$ 205,056.15	\$ 102,528.08
Crawford County Department of Job and Family Services	\$ 107,974.92	\$ 3,746.59	\$ 111,721.51	\$ 223,443.02	\$ 167,582.27	\$ 125,686.70	\$ 83,791.13	\$ 41,895.57
Cuyahoga County Division of Children and Family Services	\$ 1,258,357.77	\$ 250,367.80	\$ 1,508,725.57	\$ 3,017,451.14	\$ 2,268,088.36	\$ 1,697,316.27	\$ 1,131,544.18	\$ 565,772.09
Darke County Department of Job and Family Services	\$ 64,478.28	\$ 76,206.04	\$ 140,684.32	\$ 281,368.64	\$ 211,026.48	\$ 158,269.86	\$ 105,513.24	\$ 52,756.62
Defiance County Department of Job and Family Services	\$ -	\$ 26,554.52	\$ 26,554.52	\$ 53,109.04	\$ 39,831.78	\$ 29,873.84	\$ 19,915.89	\$ 9,957.95
Delaware County Department of Job and Family Services	\$ 5,029.64	\$ 36,326.10	\$ 41,355.74	\$ 82,711.48	\$ 61,688.15	\$ 46,259.11	\$ 30,839.38	\$ 15,419.69
Eric County Department of Job and Family Services	\$ 48,947.60	\$ 77,205.76	\$ 126,153.36	\$ 252,306.72	\$ 189,230.04	\$ 141,922.53	\$ 94,615.02	\$ 47,307.51
Fairfield County Department of Job and Family Services	\$ 129,863.66	\$ 99,292.23	\$ 229,155.89	\$ 458,311.78	\$ 343,733.84	\$ 257,800.38	\$ 171,866.92	\$ 85,933.46
Fayette County Department of Job and Family Services	\$ 180,444.98	\$ -	\$ 180,444.98	\$ 360,889.96	\$ 270,667.47	\$ 203,000.60	\$ 135,333.74	\$ 67,666.87
Franklin County Children Services Board	\$ 2,546,463.95	\$ 602,835.16	\$ 3,149,299.11	\$ 6,298,598.22	\$ 4,723,948.67	\$ 3,542,961.50	\$ 2,361,974.33	\$ 1,180,987.17
Fulton County Department of Job and Family Services	\$ -	\$ 139,384.58	\$ 139,384.58	\$ 278,769.16	\$ 209,076.87	\$ 156,807.65	\$ 104,538.44	\$ 52,269.22
Gallia County Department of Job and Family Services	\$ 9,419.89	\$ -	\$ 9,419.89	\$ 18,839.78	\$ 14,129.84	\$ 10,597.38	\$ 7,054.92	\$ 3,532.46
Geauga County Department of Job and Family Services	\$ 70,843.05	\$ 34,672.07	\$ 105,515.12	\$ 211,030.24	\$ 158,272.68	\$ 118,704.51	\$ 79,136.34	\$ 39,568.17
Greene County Department of Job & Family Services	\$ 130,222.54	\$ 57,270.95	\$ 187,493.49	\$ 374,986.98	\$ 281,240.24	\$ 210,930.18	\$ 140,620.12	\$ 70,310.06
Guernsey County Children Services Board	\$ 304,504.90	\$ 62,094.71	\$ 366,599.61	\$ 733,199.22	\$ 549,899.42	\$ 412,424.56	\$ 274,949.71	\$ 137,474.85
Hamilton County Department of Job and Family Services	\$ 2,094,813.05	\$ 453,924.24	\$ 2,548,737.29	\$ 5,097,474.58	\$ 3,823,105.94	\$ 2,867,329.45	\$ 1,911,552.97	\$ 955,776.48
Hancock County Job and Family Services	\$ 54,690.93	\$ 220,937.55	\$ 275,628.48	\$ 551,256.96	\$ 413,442.72	\$ 310,082.04	\$ 206,721.36	\$ 103,360.68
Hardin County Department of Job and Family Services	\$ 54,311.58	\$ -	\$ 54,311.58	\$ 108,623.16	\$ 81,467.37	\$ 61,100.53	\$ 40,733.69	\$ 20,366.84
Harrison County Department of Job and Family Services	\$ 22,202.99	\$ 24,344.76	\$ 46,547.75	\$ 93,095.50	\$ 69,821.63	\$ 52,366.22	\$ 34,910.81	\$ 17,455.41
Henry County Department of Job and Family Services	\$ 43,611.43	\$ 139,304.60	\$ 182,916.03	\$ 365,832.06	\$ 274,374.05	\$ 205,780.59	\$ 137,187.02	\$ 68,593.51
Highland County Job & Family Services- Children Services Division	\$ 181,819.95	\$ 92,063.97	\$ 273,883.92	\$ 547,767.84	\$ 410,825.88	\$ 308,119.41	\$ 205,412.94	\$ 102,706.47
Holmes County Department of Job and Family Services	\$ 203,141.10	\$ -	\$ 203,141.10	\$ 406,282.20	\$ 304,711.65	\$ 228,533.74	\$ 152,355.83	\$ 76,177.91
Huron County Department of Job and Family Services	\$ -	\$ 4,029.74	\$ 4,029.74	\$ 8,059.48	\$ 6,044.61	\$ 4,533.46	\$ 3,022.31	\$ 1,511.15
Jackson County Department of Job and Family Services	\$ 243,838.81	\$ 54,653.28	\$ 298,492.09	\$ 596,984.18	\$ 447,738.14	\$ 335,803.60	\$ 223,869.07	\$ 111,934.53
Jefferson County IFS- Children Services Division	\$ 142,284.27	\$ -	\$ 142,284.27	\$ 284,568.54	\$ 213,426.41	\$ 160,069.80	\$ 106,713.20	\$ 53,356.60
Knox County Department of Job and Family Services	\$ 215,144.80	\$ 43,975.22	\$ 259,120.02	\$ 518,240.04	\$ 388,680.03	\$ 291,510.02	\$ 194,340.02	\$ 97,170.01
Lake County Department of Job and Family Services	\$ 1,060,624.60	\$ 7,477.78	\$ 1,068,102.38	\$ 2,136,204.76	\$ 1,602,153.57	\$ 1,201,615.18	\$ 801,076.79	\$ 400,538.39
Lawrence County Department of Job and Family Services	\$ 222,960.03	\$ 5,667.64	\$ 228,627.67	\$ 457,255.34	\$ 342,941.51	\$ 257,206.13	\$ 171,470.75	\$ 85,735.38
Licking County Department of Job and Family Services	\$ 407,955.32	\$ 223,337.13	\$ 631,292.45	\$ 1,262,584.90	\$ 946,938.68	\$ 710,204.01	\$ 473,469.34	\$ 236,734.67
Logan County Children Services Board	\$ 107,774.39	\$ 43,678.11	\$ 151,452.50	\$ 302,905.00	\$ 227,178.75	\$ 170,384.06	\$ 113,589.38	\$ 56,794.69
Lorain County Children Services	\$ 47,966.91	\$ 33,466.63	\$ 81,433.54	\$ 162,867.08	\$ 122,150.31	\$ 91,612.73	\$ 61,075.16	\$ 30,537.58
Lucas County Children Services	\$ 249,932.78	\$ 251,684.89	\$ 501,617.67	\$ 1,003,235.34	\$ 752,426.51	\$ 564,319.88	\$ 376,213.25	\$ 188,106.63
Madison County Department of Job and Family Services	\$ 59,614.20	\$ 37,406.13	\$ 97,020.33	\$ 194,040.66	\$ 145,530.50	\$ 109,147.87	\$ 72,765.25	\$ 36,382.62
Mahoning County Children Services Board	\$ 420,795.95	\$ 57,509.65	\$ 478,305.60	\$ 956,611.20	\$ 717,458.40	\$ 538,093.80	\$ 358,729.20	\$ 179,364.60
Marion County Children Services Board	\$ 338,776.57	\$ 181,368.53	\$ 520,145.10	\$ 1,040,290.20	\$ 780,217.65	\$ 585,163.24	\$ 390,108.83	\$ 195,054.41
Medina County Department of Job and Family Services	\$ 81,404.84	\$ 128,145.91	\$ 209,550.75	\$ 419,101.50	\$ 314,326.13	\$ 235,744.59	\$ 157,163.06	\$ 78,581.53
Meigs County Department of Job and Family Services	\$ -	\$ -	\$ -	\$ -	\$ -	\$ -	\$ -	\$ -
Mercer County Department of Job and Family Services	\$ -	\$ 73,361.70	\$ 73,361.70	\$ 146,723.40	\$ 110,042.55	\$ 82,531.91	\$ 55,021.28	\$ 27,510.64
Miami County Dept. of Job and Family Services	\$ -	\$ -	\$ -	\$ -	\$ -	\$ -	\$ -	\$ -
Monroe County Department of Job and Family Services	\$ -	\$ -	\$ -	\$ -	\$ -	\$ -	\$ -	\$ -
Montgomery County Job & Family Services	\$ 687,436.96	\$ 1,584,085.76	\$ 2,281,522.72	\$ 4,563,045.44	\$ 3,422,284.08	\$ 2,566,713.06	\$ 1,711,142.04	\$ 855,571.02

July - December Summary by Agency

County Agency	July - December 2020 Reimbursement Residential	July - December 2020 Reimbursement GH's	Total Reimbursement	Doubled for a Year	Lost Revenue at 0% QTRP	Lost Revenue at 25% QTRP	Lost Revenue at 50% QTRP	Lost Revenue at 75% QTRP
Morgan County Department of Job and Family Services	\$ 33,530.97	\$ -	\$ 33,530.97	\$ 67,061.94	\$ 50,296.46	\$ 37,722.34	\$ 25,148.23	\$ 12,574.11
Morrow County Department of Job and Family Services	\$ 69,578.85	\$ -	\$ 69,578.85	\$ 139,157.70	\$ 104,368.28	\$ 78,276.21	\$ 52,184.14	\$ 26,092.07
Muskingum County Children Services Board	\$ 282,872.03	\$ -	\$ 282,872.03	\$ 565,744.06	\$ 424,308.05	\$ 318,231.03	\$ 212,154.02	\$ 106,077.01
Noble County Department of Job and Family Services	\$ -	\$ 26,306.05	\$ 26,306.05	\$ 52,612.10	\$ 39,453.04	\$ 29,594.31	\$ 19,729.54	\$ 9,864.77
Ottawa County Department of Job and Family Services	\$ 28,112.71	\$ 10,619.98	\$ 38,732.69	\$ 77,465.38	\$ 58,099.04	\$ 43,574.28	\$ 29,049.52	\$ 14,524.76
Paulding County Department of Job and Family Services	\$ -	\$ -	\$ -	\$ -	\$ -	\$ -	\$ -	\$ -
Perry County Children Services Board	\$ 69,814.52	\$ -	\$ 69,814.52	\$ 139,629.04	\$ 104,721.78	\$ 78,541.34	\$ 52,360.89	\$ 26,180.45
Pickaway County Department of Job and Family Services	\$ 42,485.04	\$ 3,702.17	\$ 46,187.21	\$ 92,374.42	\$ 69,280.82	\$ 51,960.61	\$ 34,640.41	\$ 17,320.20
Pike County Children Services Board	\$ 136,085.42	\$ 15,474.48	\$ 151,559.90	\$ 303,119.80	\$ 227,339.85	\$ 170,504.89	\$ 113,669.93	\$ 56,834.96
Portage County Department of Job and Family Services	\$ 143,623.15	\$ 17,456.79	\$ 161,059.94	\$ 322,119.88	\$ 241,589.91	\$ 181,192.43	\$ 120,794.96	\$ 60,397.48
Preble County Department of Job and Family Services	\$ 131,380.15	\$ 57,752.97	\$ 189,133.12	\$ 378,266.24	\$ 283,699.68	\$ 212,774.76	\$ 141,849.84	\$ 70,924.92
Putnam County Department of Job and Family Services	\$ 1,801.92	\$ 4,081.90	\$ 5,883.82	\$ 11,767.64	\$ 8,825.73	\$ 6,619.30	\$ 4,412.87	\$ 2,206.43
Richland County Children Services Board	\$ 104,537.03	\$ 2,522.74	\$ 107,059.77	\$ 214,119.54	\$ 160,589.66	\$ 120,442.24	\$ 80,294.83	\$ 40,147.41
Sandusky County Department of Job and Family Services	\$ 16,617.30	\$ 102,988.39	\$ 119,605.69	\$ 239,211.38	\$ 179,408.54	\$ 134,556.40	\$ 89,704.27	\$ 44,852.13
Scioto County Children Services Board	\$ 169,974.67	\$ 50,815.24	\$ 220,789.91	\$ 441,579.82	\$ 331,184.87	\$ 248,388.65	\$ 165,592.43	\$ 82,796.22
Seneca County Department of Job and Family Services	\$ 183,522.69	\$ 10,285.87	\$ 193,808.56	\$ 387,617.12	\$ 290,712.84	\$ 218,034.63	\$ 145,356.42	\$ 72,678.21
Shelby County Department of Job and Family Services	\$ 8,381.31	\$ 16,885.26	\$ 25,266.57	\$ 50,533.14	\$ 37,899.86	\$ 28,424.89	\$ 18,949.93	\$ 9,474.96
South Central Ohio Job and Family Services-Hocking	\$ 99,774.88	\$ 70,123.49	\$ 169,898.37	\$ 339,796.74	\$ 254,847.56	\$ 191,135.67	\$ 127,423.78	\$ 63,711.89
South Central Ohio Job and Family Services-Ross	\$ 55,872.91	\$ 35,351.13	\$ 91,224.04	\$ 182,448.08	\$ 136,836.06	\$ 102,627.05	\$ 68,418.03	\$ 34,209.02
South Central Ohio Job and Family Services-Vinton	\$ 58,094.54	\$ 18,764.44	\$ 76,858.98	\$ 153,717.96	\$ 115,288.47	\$ 86,466.35	\$ 57,644.24	\$ 28,822.12
Stark County Job and Family Services	\$ 141,641.12	\$ 52,948.65	\$ 194,589.77	\$ 389,179.54	\$ 291,884.66	\$ 218,913.49	\$ 145,942.33	\$ 72,971.16
Summit County Children Services	\$ 984,557.96	\$ 107,475.07	\$ 1,092,033.03	\$ 2,184,066.06	\$ 1,638,049.55	\$ 1,228,537.16	\$ 819,024.77	\$ 409,512.39
Trumbull County Children Services Board	\$ 809,990.05	\$ 26,619.76	\$ 836,609.81	\$ 1,673,219.62	\$ 1,254,014.72	\$ 940,511.04	\$ 627,007.36	\$ 313,503.68
Tuscarawas County Job and Family Services	\$ 319,028.33	\$ 156,350.00	\$ 475,378.33	\$ 950,756.66	\$ 713,067.50	\$ 534,800.62	\$ 356,533.75	\$ 178,266.87
Union County Department of Job and Family Services	\$ 40,876.06	\$ -	\$ 40,876.06	\$ 81,752.12	\$ 61,314.09	\$ 45,985.57	\$ 30,657.05	\$ 15,328.52
Van Wert County Department of Job and Family Services	\$ 38,378.21	\$ 19,837.84	\$ 58,216.05	\$ 116,432.10	\$ 87,324.08	\$ 65,493.06	\$ 43,662.04	\$ 21,831.02
Warren County Children Services	\$ 111,637.42	\$ 79,235.61	\$ 190,873.03	\$ 381,746.06	\$ 286,309.55	\$ 214,732.16	\$ 143,154.77	\$ 71,577.39
Washington County Department of Job and Family Services	\$ 83,815.47	\$ 12,632.28	\$ 96,447.75	\$ 192,895.50	\$ 144,671.63	\$ 108,509.72	\$ 72,335.81	\$ 36,167.91
Wayne County Children Services Board	\$ 391,763.39	\$ 93,552.13	\$ 485,315.52	\$ 970,631.04	\$ 727,973.28	\$ 545,979.96	\$ 363,986.64	\$ 181,993.32
Williams County Department of Job and Family Services	\$ -	\$ 14,369.87	\$ 14,369.87	\$ 28,739.74	\$ 21,554.81	\$ 16,166.10	\$ 10,777.40	\$ 5,388.70
Wood County Dept. JFS	\$ 132,894.95	\$ 341,870.59	\$ 474,765.54	\$ 949,531.08	\$ 712,148.31	\$ 534,111.23	\$ 356,074.16	\$ 178,037.08
Wyandot County Department of Job and Family Services	\$ 5,861.97	\$ 8,307.83	\$ 14,169.80	\$ 28,339.60	\$ 21,254.70	\$ 15,941.03	\$ 10,627.35	\$ 5,313.68
Totals	\$ 18,431,189.45	\$ 7,684,473.78	\$ 26,115,663.23	\$ 52,231,326.46	\$ 39,173,494.85	\$ 29,380,121.13	\$ 19,586,747.42	\$ 9,793,373.71